







Appendix A

Durham County Council Best Value Performance Indicators 2007 – 2008

	Target achieved by < 10%
	Target exceeded by > 10%
	Target not achieved
	Improving performance
	Deteriorating performance
	Static performance
	BVPIs in the Corporate Plan 2007/2010
X %	Top quartile performance
X%	2 nd quartile performance
X%	3 rd quartile performance
X%	Bottom quartile performance